

**SAUBERFIT®**



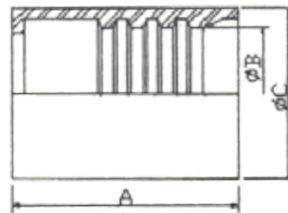
 **NEVASKA®**

TERMINAIS E ADAPTADORES

## ÍNDICE

- 03 - CAPA PRENSÁVEL / TERMINAL SALVA VIDA
- 04 - TERMINAL EMENDA PRENSÁVEL
- 05 - TERMINAL FÊMEA GIRATÓRIA UNF JIC 37° LONGA
- 06 - TERMINAL FÊMEA GIRATÓRIA UNF JIC 37°
- 07 - TERMINAL FÊMEA GIRATÓRIA BSP BOLEADA
- 08 - TERMINAL FÊMEA GIRATÓRIA BSP JIC 37°
- 09 - TERMINAL FÊMEA GIRATÓRIA UNF SEDE PLANA
- 10 - TERMINAL FÊMEA GIRATÓRIA MÉTRICA CÔNICA 24° O-RING - DKO
- 11 - TERMINAL FÊMEA GIRATÓRIA MÉTRICA JIS 30°
- 12 - TERMINAL MACHO FIXO UNF O-RING FACE SEAL
- 13 - TERMINAL MACHO NPT
- 14 - TERMINAL MACHO FIXO UNF JIC 37°
- 15 - TERMINAL MACHO FIXO UNF O-RING BOSS
- 16 - TERMINAL MACHO FIXO MÉTRICO PARA TUBO
- 17 - FLANGE SAE 3000 PSI - TIPO 61 / FLANGE SAE 6000 PSI - TIPO 62 / SUPER CAT
- 18 - TERMINAL PONTA LISA
- 19 - ADAPTADOR MACHO MÉTRICO X MACHO NPT / ADAPTADOR MACHO MÉTRICO X FÊMEA NPTF
- 20 - ADAPTADOR MACHO NPTF X MACHO NPTF / ADAPTADOR MACHO NPTF X FÊMEA NPTF
- 21 - ADAPTADOR FÊMEA NPTF X FÊMEA NPTF / ADAPTADOR MACHO NPTF X MACHO O-RING BOSS
- 22 - ADAPTADOR FÊMEA NPTF X MACHO O-RING BOSS
- 23 - ADAPTADOR MACHO UNF ORFS X MACHO UNF O-RING BOSS
- 24 - TAMPÃO MACHO UNF O-RING BOSS / TAMPÃO MACHO UNF JIC 37° / TAMPÃO MACHO NPTF
- 24 - ADAPTADOR MACHO UNF SEDE JIC 37° - SOLDA / ADAPTADOR NPTF - SOLDA
- 25 - ADAPTADOR MACHO NPTF X MACHO UNF JIC 37° / ADAPTADOR FÊMEA NPTF X MACHO UNF JIC 37°
- 26 - ADAPTADOR MACHO MÉTRICO P/TUBO X MACHO UNF JIC 37°
- 26 - ADAPTADOR MACHO MÉTRICO O-RING X MACHO UNF JIC 37°
- 27 - ADAPTADOR MACHO UNF JIC 37° X FÊMEA UNF JIC 37° / ADAPTADOR MACHO UNF JIC 37° X MACHO UNF JIC 37°
- 28 - ADAPTADOR MACHO UNF O-RING BOSS X MACHO UNF JIC 37°
- 29 - ADAPTADOR MACHO MÉTRICO X MACHO MÉTRICO / ADAPTADOR MACHO MÉTRICO X MACHO UNF O-RING BOSS

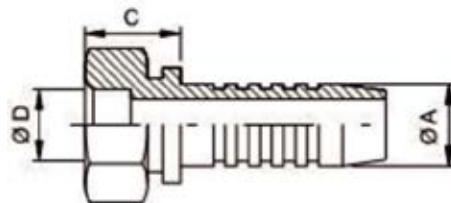
### CAPA PRENSÁVEL



**1401 - 02 TRAMAS=SCP2**  
**1406 - 04 TRAMAS=SCP4**

Capa	SCP2			SCP3			SCP4		
Bitola	A	B	C	A	B	C	A	B	C
3 - 3/16"	22	12,5	16	-	-	-	-	-	-
4 - 1/4"	26	14	19	26	16	22	-	-	-
5 - 5/16"	-	-	-	-	-	-	-	-	-
6 - 3/8"	33	18	24	32	19,5	26	38	18	24
8 - 1/2"	36	22	28	38	23,5	30	41,5	22,5	28
10 - 5/8"	39	25	32	38	26	32	45	26	32
12 - 3/4"	40	28	36	41	30,5	38	47	29	36
16 - 1"	44	36	45	44	39	47	52	37	45
20 - 1.1/4"	53	47	57	-	-	-	65	47	57
24 - 1.1/2"	57	51	61	-	-	-	70	51	61
32 - 2"	76	64	76,2	-	-	-	93	64	76,2

### TERMINAL SALVA VIDA

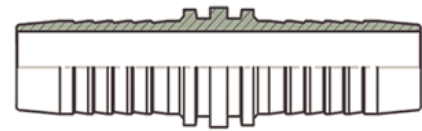


SV / SOS

**HG4071 - 02 TRAMAS**  
**HG4072 - 04 TRAMAS**

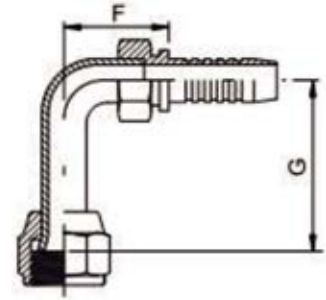
Referência	A	C mm	D mm
SSV3	3/16"	11,0	6,0
SSV4	1/4"	12,5	6,0
SSV5	5/16"	12,5	6,0
SSV6	3/8"	14,5	10,0
SSV8	1/2"	15,0	12,0
SSV10	5/8"	19,0	16,0
SSV12	3/4"	19,0	19,0
SSV16	1"	20,5	25,0
SSV20	1.1/4"	24,0	30,0
SSV24	1.1/2"	27,5	38,0
SSV32	2"	33,0	45,0

**TERMINAL EMENDA PRENSÁVEL  
EM/HEO0765**



Referência	A mm	Redondo
SEM3 - 3/16"	53	1/2"
SEM4 - 1/4"	65	1/2"
SEM5 - 5/16"	65	9/16"
SEM6 - 3/8"	80	11/16"
SEM8 - 1/2"	88	13/16"
SEM10 - 5/8"	94	1"
SEM12 - 3/4"	96	1.1/6"
SEM16 - 1"	105	1.7/16"
SEM20 - 1.1/4"	125	1.13/16"
SEM24 - 1.1/2"		
SEM32 - 2"		

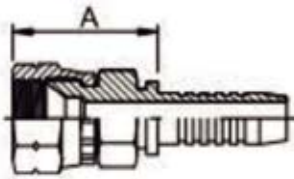
**TERMINAL FÊMEA GIRATÓRIA UNF JIC 37°  
CURVA 90° LONGA**



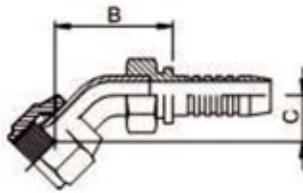
**FJ90L/191111**

Referência	Rosca	Mang.	F mm	G mm
SFJ90L4-4	7/16"-20	1/4"	32,5	45,5
SFJ90L5-4	1/2"-20	1/4"	32,5	45,5
SFJ90L6-4	9/16"-18	1/4"	34,0	53,0
SFJ90L6-6	9/16"-18	3/8"	34,5	53,0
SFJ90L8-6	3/4"-16	3/8"	45,5	59,0
SFJ90L8-8	3/4"-16	1/2"	46	59,0
SFJ90L10-8	7/8"-14	1/2"	51,5	68,0
SFJ90L10-10	7/8"-14	5/8"	54,5	68,0
SFJ90L12-10	1.1/16"-12	5/8"	63,0	85,0
SFJ90L12-12	1.1/16"-12	3/4"	62,0	85,0
SFJ90L16-12	1.5/16"-12	3/4"	72,0	107,5
SFJ90L16-16	1.5/16"-12	1"	72,5	107,5

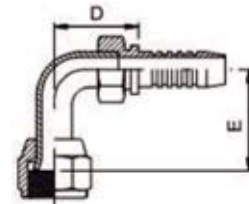
## TERMINAL FÊMEA GIRATÓRIA UNF JIC 37°



**FJ/191100**



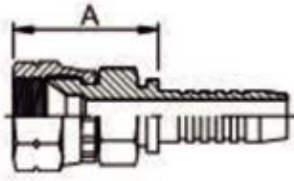
**FJ45/191113**



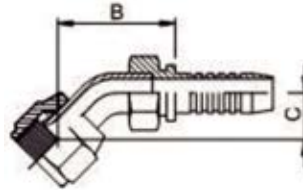
**FJ90/191112**

Referência	Rosca	Mang	Sexta. Porca	A mm	B mm	C mm	D mm	E mm
SFJ4-4	7/16"-20	1/4"	5/8"	26,0	36,5	11,0	32,5	22,0
SFJ4-6	7/16"-20	3/8"	5/8"	27,0	37,0	11,0	33,0	22,0
SFJ5-4	1/2"-20	1/4"	11/16"	26,5	36,5	11,0	32,5	22,0
SFJ5-5	1/2"-20	5/16"	11/16"	26,5	36,5	11,0	32,5	22,0
SFJ5-6	1/2"-20	3/8"	11/16"	27,5	37,0	11,0	33,0	22,0
SFJ6-4	9/16"-18	1/4"	3/4"	26,5	36,5	11,0	34,0	26,0
SFJ6-6	9/16"-18	3/8"	3/4"	27,5	37,0	11,0	34,5	26,0
SFJ6-8	9/16"-18	1/2"	3/4"	29,0	37,5	11,0	35,0	26,0
SFJ7-4	5/8"-18	1/4"	3/4"	28,0	36,5	11,0	34,0	26,0
SFJ7-6	5/8"-18	3/8"	3/4"	28,0	37,0	11,0	34,5	26,0
SFJ8-6	3/4"-16	3/8"	15/16"	30,5	43,5	14,0	45,5	30,0
SFJ8-8	3/4"-16	1/2"	15/16"	31,0	44,0	14,0	46,0	30,0
SFJ8-10	3/4"-16	5/8"	15/16"	31,0	47,0	14,0	49,0	30,0
SFJ8-12	3/4"-16	3/4"	15/16"	32,0	46,0	14,0	48,0	30,0
SFJ10-6	7/8"-14	3/8"	1.1/16"	27,5	53,5	17,0	51,0	35,0
SFJ10-8	7/8"-14	1/2"	1.1/16"	32,0	54,0	17,0	51,5	35,0
SFJ10-10	7/8"-14	5/8"	1.1/16"	35,0	57,0	17,0	54,5	35,0
SFJ10-12	7/8"-14	3/4"	1.1/16"	35,0	56,0	17,0	53,5	35,0
SFJ12-8	1.1/16"-12	1/2"	1.1/4"	36,0	63,0	17,0	60,0	35,0
SFJ12-10	1.1/16"-12	5/8"	1.1/4"	26,0	66,0	17,0	63,0	43,5
SFJ12-12	1.1/16"-12	3/4"	1.1/4"	36,0	65,0	17,0	62,0	43,5
SFJ12-16	1.1/16"-12	1"	1.1/4"	36,5	65,5	17,0	62,5	43,5
SFJ14-12	1.3/16"-12	3/4"	1.3/8"	39,0	65,0	17,0	62,0	43,5
SFJ16-12	1.5/16"-12	3/4"	1.1/2"	39,0	79,0	22,0	72,0	54,5
SFJ16-16	1.5/16"-12	1"	1.1/2"	40,5	79,5	22,0	72,5	54,5
SFJ20-16	1.5/8"-12	1"	2"	40,5	79,5	22,0	72,5	54,5
SFJ20-20	1.5/8"-12	1.1/4"	2"	44,0	110,5	42,0	100,0	87,0
SFJ24-20	1.7/8"-12	1.1/4"	2.1/4"	47,0	110,0	42,0	100,0	87,0
SFJ24-24	1.7/8"-12	1.1/2"	2.1/4"	47,0	118,0	42,0	115,0	93,0
SFJ32-24	2.1/2"-12	1.1/2"	3"	67,0	118,0	42,0	115,0	93,0
SFJ32-32	2.1/2"-12	2"	3"	68,0	137,5	51,0	138,0	126,0

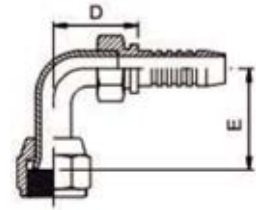
## TERMINAL FÊMEA GIRATÓRIA BSP BOLEADA



**FB / HG00560**



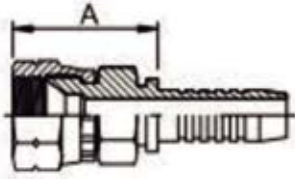
**FB45 / HG00568**



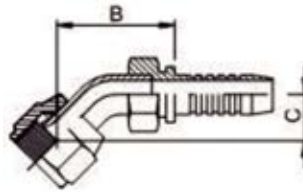
**FB90 / HG00569**

Referência	Rosca	Mang.	Sext. Porca	A mm	B mm	C mm	D mm	E mm
SFB4-4	1/4"-19	1/4"	11/16"	27,5	41,5	17,5	33,0	29,5
SFB4-6	1/4"-19	3/8"	11/16"	28,0	42,5	18,0	34,0	30,0
SFB6-4	3/8"-19	1/4"	7/8"	30,5	41,5	18,0	33,0	30,0
SFB6-6	3/8"-19	3/8"	7/8"	31,0	41,5	18,0	37,0	34,0
SFB8-6	1/2"-14	3/8"	1"	33,5	42,5	18,0	37,0	34,5
SFB8-8	1/2"-14	1/2"	1"	34,5	51,0	20,0	42,0	41,0
SFB10-8	5/8"-14	1/2"	1.1/8"	34,5	52,0	21,5	42,0	42,5
SFB10-10	5/8"-14	5/8"	1.1/8"	35,5	61,5	24,0	57,5	47,5
SFB12-12	3/4"-14	3/4"	1.1/4"	35,5	72,5	28,0	62,0	52,5
SFB16-12	1"-11	3/4"	1.1/2"	39,0	74,5	30,0	62,5	55,0
SFB16-16	1"-11	1"	1.1/2"	39,5	91,0	37,0	82,0	77,0
SFB20-16	1.1/4"-11	1"	2"	42,5	91,0	37,0	82,0	77,0
SFB20-20	1.1/4"-11	1.1/4"	2"	42,5	114,0	47,0	101,5	92,0
SFB24-24	1.1/2"-11	1.1/2"	2.1/4"	48,5	121,5	45,0	111,5	97,0
SFB32-32	2"-11	2"	2.3/4"	68,0	149,5	61,0	135,0	129,5

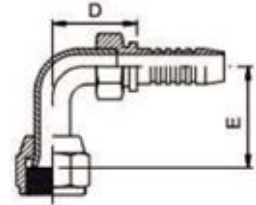
## TERMINAL FÊMEA GIRATÓRIA BSP JIC 37°



**FP / HE00213  
BALDAN**



**FP45 / BALDAN**

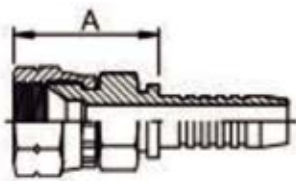


**FP90 / HE00416  
BALDAN**

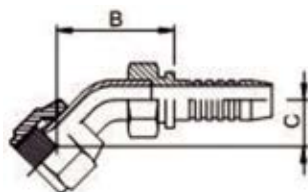
Referência	Rosca	Mang.	Sext. Porca	A mm	B mm	C mm	D mm	E mm
SFP4-4	1/4"-19	1/4"	11/16"	26,0	36,5	11,0	32,5	22,0
SFP6-6	3/8"-19	3/8"	7/16"	27,5	37,0	11,0	34,5	26,0
SFP8-6	1/2"-14	3/8"	1"	30,5	43,5	14,0	45,5	30,0
SFP8-8	1/2"-14	1/2"	1"	31,0	44,0	14,0	46,0	30,0
SFP10-8	5/8"-14	1/2"	1.1/8"	32,0	54,0	17,0	51,5	35,0
SFP10-10	5/8"-14	5/8"	1.1/8"	35,0	57,0	17,0	54,5	35,0
SFP12-10	3/4"-14	5/8"	1.1/4"	36,0	66,0	17,0	63,0	43,5
SFP12-12	3/4"-14	3/4"	1.1/4"	36,0	65,0	17,0	62,0	43,5
SFP16-12	1"-11	3/4"	1.1/2"	39,0	79,0	22,0	72,0	54,5
SFP16-16	1"-11	1"	1.1/2"	40,5	79,5	22,0	72,5	54,5



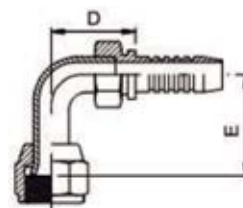
## TERMINAL FÊMEA GIRATÓRIA UNF SEDE PLANA



**FSP / ORS**



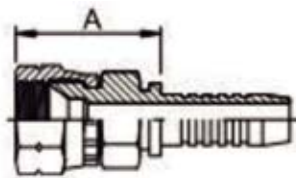
**FSP / ORS45**



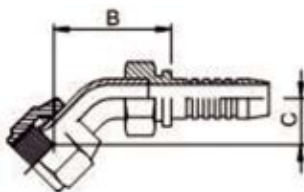
**FSP90 / ORS90**

Referência	Rosca	Mang.	Sext. Porca	A mm	B mm	C mm	D mm	E mm
SFSP4-4	9/16"-18	1/4"	11/16"	23,0	38,5	15,0	33,0	26,0
SFSP4-6	9/16"-18	3/8"	11/16"	23,5	39,0	15,0	33,5	26,0
SFSP6-4	11/16"-16	1/4"	13/16"	25,0	38,5	15,0	33,0	26,0
SFSP6-6	11/16"-16	3/8"	13/16"	25,5	40,0	15,5	36,5	31,5
SFSP6-8	11/16"-16	1/2"	13/16"	26,5	40,5	15,5	37,0	31,5
SFSP8-6	13/16"-16	3/8"	15/16"	28,0	40,0	15,5	36,5	31,5
SFSP8-8	13/16"-16	1/2"	15/16"	29,0	49,0	18,5	42,0	38,5
SFSP8-10	13/16"-16	5/8"	15/16"	29,5	51,0	18,5	45,0	38,5
SFSP10-8	1"-14	1/2"	1.1/8"	30,5	49,5	19,0	42,0	39,0
SFSP10-10	1"-14	5/8"	1.1/8"	31,0	65,0	23,0	56,0	46,0
SFSP10-12	1"-14	3/4"	1.1/8"	31,0	65,0	23,0	56,0	46,0
SFSP12-8	1.3/16"-12	1/2"	1.1/4"	34,5	62,0	23,0	53,0	46,5
SFSP12-10	1.3/16"-12	5/8"	1.1/4"	34,5	65,0	23,0	56,0	46,5
SFSP12-12	1.3/16"-12	3/4"	1.1/4"	34,5	70,0	25,5	62,5	49,0
SFSP12-16	1.3/16"-12	1"	1.1/4"	35,0	70,5	25,5	63,0	49,0
SFSP16-12	1.7/16"-12	3/4"	1.5/8"	36,0	70,5	25,5	62,5	49,0
SFSP16-16	1.7/16"-12	1"	1.5/8"	36,5	86,0	32,0	82,0	70,0
SFSP20-16	1.11/16"-12	1"	2"	39,5	86,5	32,5	82,0	71,0
SFSP20-20	1.11/16"-12	1.1/4"	2"	41,0	108,0	41,5	96,5	83,5
SFSP24-20	2"-12	1.1/4"	2.1/4"	42,0	108,5	42,0	96,5	84,5
SFSP24-24	2"-12	1.1/2"	2.1/4"	43,5	114,5	38,0	111,5	87,5

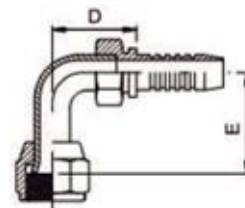
## TERMINAL FÊMEA GIRATÓRIA MÉTRICA CÔNICA 24° O-RING - DKO



**FM / FG DKO**



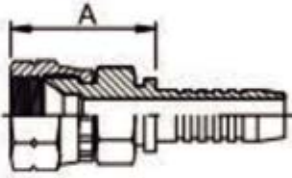
**FM45 / FG45 DKO**



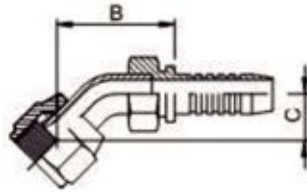
**FM90 / FG90 DKO**

Referência	Rosca	Mang.	Tubo mm	Sext.	A mm	B mm	C mm	D mm	E mm
SFM12-4	M 12x1,5	1/4"	6	9/16"	25,5	40,0	16,0	33,0	30,0
SFM14-4	M 14x1,5	1/4"	8	11/16"	26,5	42,5	19,0	33,0	31,0
SFM14-6	M 14x1,5	3/8"	8	11/16"	27,5	43,5	19,0	34,0	32,5
SFM16-4	M 16x1,5	1/4"	10	3/4"	27,0	42,5	19,0	33,0	31,5
SFM16-6	M 16x1,5	3/8"	10	3/4"	27,5	43,5	18,5	37,0	36,5
SFM16-8	M 16x1,5	1/2"	10	3/4"	28,0	44,0	18,5	37,5	36,5
SFM18-4	M 18x1,5	1/4"	12	7/8"	26,0	42,5	19,0	33,0	32,0
SFM18-6	M 18x1,5	3/8"	12	7/8"	27,0	43,5	19,0	37,0	37,0
SFM18-8	M 18x1,5	1/2"	12	7/8"	28,0	52,5	22,0	42,0	43,0
SFM20-6	M 20x1,5	3/8"	12	15/16"	29,0	44,5	19,5	37,0	38,0
SFM20-8	M 20x1,5	1/2"	12	15/16"	29,0	53,0	22,5	42,0	44,0
SFM22-6	M 22x1,5	3/8"	15	1"	29,0	53,0	22,5	41,5	45,0
SFM22-8	M 22x1,5	1/2"	15	1"	29,0	53,5	23,5	42,0	45,0
SFM22-10	M 22x1,5	5/8"	15	1"	29,0	63,0	24,5	57,5	50,5
SFM24-8	M 24x1,5	1/2"	16	1.1/16"	29,5	54,5	24,0	42,0	46,0
SFM24-10	M 24x1,5	5/8"	16	1.1/16"	29,5	64,0	25,5	57,5	50,5
SFM26-8	M 26x1,5	1/2"	18	1.1/4"	31,5	66,0	28,0	52,0	52,5
SFM26-10	M 26x1,5	5/8"	18	1.1/4"	31,5	70,0	28,0	56,0	53,5
SFM26-12	M 26x1,5	3/4"	18	1.1/4"	31,5	70,0	28,0	56,0	54,5
SFM28-8	M 28x1,5	1/2"	19	1.1/4"	31,5	66,0	28,0	52,0	52,5
SFM28-10	M 28x1,5	5/8"	19	1.1/4"	31,5	70,0	28,0	56,0	53,5
SFM28-12	M 28x1,5	3/4"	19	1.1/4"	32,0	75,0	30,5	62,5	56,0
SFM30-10	M 30x2,0	5/8"	20	1.3/8"	32,5	70,0	28,0	56,0	53,5
SFM30-12	M 30x2,0	3/4"	20	1.3/8"	32,5	75,0	30,5	62,5	56,0
SFM34-12	M 34x2,0	3/4"	25	1.1/2"	32,5	76,0	31,5	62,5	57,5
SFM34-16	M 34x2,0	1"	25	1.1/2"	32,5	92,0	38,0	82,0	78,5
SFM36-12	M 36x2,0	3/4"	25	1.5/8"	33,0	76,0	31,5	62,5	57,5
SFM36-16	M 36x2,0	1"	25	1.5/8"	33,0	92,5	38,5	82,0	79,5
SFM38-16	M 38x2,0	1"	28	1.3/4"	34,0	92,5	38,5	82,0	79,5
SFM42-16	M 42x2,0	1"	30	2"	35,5	92,5	38,5	82,0	79,5

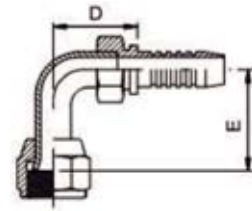
## TERMINAL FÊMEA GIRATÓRIA MÉTRICA JIS 30°



**FMJ - KOMATSU**



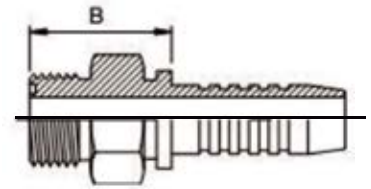
**FMJ45 - KOMATSU**



**FMJ90 - KOMATSU**

Referência	Rosca	Mang.	Sext.	A mm	B mm	C mm	D mm	E mm
SFMJ12-4	M 12x1,5	1/4"	9/16"	25,5	40,0	16,0	33,0	30,0
SFMJ14-4	M 14x1,5	1/4"	11/16"	26,5	42,5	19,0	33,0	31,0
SFMJ14-6	M 14x1,5	3/8"	11/16"	27,5	43,5	19,0	34,0	32,5
SFMJ16-4	M 16x1,5	1/4"	3/4"	27,0	42,5	19,0	33,0	31,5
SFMJ16-6	M 16x1,5	3/8"	3/4"	27,5	43,5	18,5	37,0	36,5
SFMJ16-8	M 16x1,5	1/2"	3/4"	28,0	44,0	18,5	37,5	36,5
SFMJ18-4	M 18x1,5	1/4"	7/8"	26,0	42,5	19,0	33,0	32,0
SFMJ18-6	M 18x1,5	3/8"	7/8"	27,0	43,5	19,0	37,0	37,0
SFMJ18-8	M 18x1,5	1/2"	7/8"	28,0	52,5	22,0	42,0	43,0
SFMJ20-6	M 20x1,5	3/8"	15/16"	29,0	44,5	19,5	37,0	38,0
SFMJ20-8	M 20x1,5	1/2"	15/16"	29,0	53,0	22,5	42,0	44,0
SFMJ22-8	M 22x1,5	1/2"	1"	29,0	53,5	23,5	42,0	45,0
SFMJ24-8	M 24x1,5	1/2"	1.1/16"	29,5	54,5	24,0	42,0	46,0
SFMJ24-10	M 24x1,5	5/8"	1.1/16"	29,5	64,0	25,5	57,5	50,5
SFMJ30-12	M 30x1,5	3/4"	1.3/8"	32,5	75,0	30,5	62,5	56,0
SFMJ33-16	M 33x1,5	1"	1.1/2"	48,5	80,0	33,0	80,0	68,0

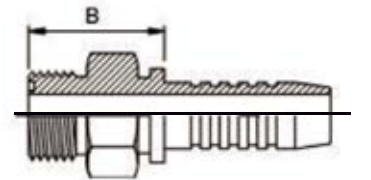
**TERMINAL MACHO FIXO UNF O-RING FACE SEAL**



**MSP / MORS**

Referência	Rosca	Mang.	B mm	Sext.
SMSP4-4	9/16"-18	1/4"	22,5	5/8"
SMSP6-4	11/16"-16	1/4"	24,0	3/4"
SMSP4-6	9/16"-18	3/8"	22,5	3/4"
SMSP6-6	11/16"-16	3/8"	25,0	3/4"
SMSP8-6	13/16"-16	3/8"	27,3	7/8"
SMSP8-8	13/16"-16	1/2"	27,8	7/8"
SMSP10-8	1"-14	1/2"	31,5	1.1/16"
SMSP10-10	1"-14	5/8"	31,5	1.1/16"
SMSP12-12	1.3/16"-12	3/4"	35,0	1.1/4"
SMSP16-12	1.7/16"-12	3/4"	37,5	1.1/2"
SMSP16-16	1.7/16"-12	1"	38,0	1.1/2"
SMSP20-16	1.11/16"-12	1"	40,0	1.3/4"
SMSP20-20	1.11/16"-12	1.1/4"	41,5	1.3/4"

**TERMINAL MACHO FIXO UNF O-RING FACE SEAL**

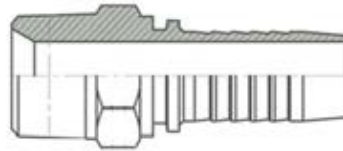


**4MSP / MORS**

Referência	Rosca	Mang.	B mm	Sext.
S4MSP8-8	13/16"-16	1/2"	27,8	7/8"
S4MSP10-10	1"-14	5/8"	31,5	1.1/16"
S4MSP12-12	1.3/16"-12	3/4"	35,0	1.1/4"
S4MSP16-12	1.7/16"-12	3/4"	37,5	1.1/2"
S4MSP16-16	1.7/16"-12	1"	38,0	1.1/2"
S4MSP20-16	1.11/16"-12	1"	40,0	1.3/4"
S4MSP20-20	1.11/16"-12	1.1/4"	41,5	1.3/4"

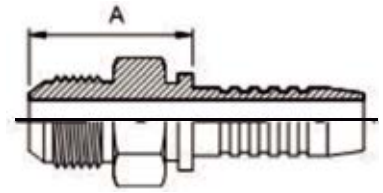
## TERMINAL MACHO NPT

**MN / 191101**



Referência	Rosca	Mang.
SMN2-4	1/8" - 18	1/4"
SMN4-4	1/4" - 18	1/4"
SMN6-4	3/8" - 18	1/4"
SMN4-6	1/4" - 18	3/8"
SMN6-6	3/8" - 18	3/8"
SMN8-6	1/2" - 14	3/8"
SMN6-8	3/8" - 18	1/2"
SMN8-8	1/2" - 14	1/2"
SMN12-8	3/4" - 14	1/2"
SMN8-10	1/2" - 14	5/8"
SMN12-10	3/4" - 14	5/8"
SMN16-10	1" - 11,5	5/8"
SMN8-12	1/2" - 14	3/4"
SMN12-12	3/4" - 14	3/4"
SMN16-12	1" - 11,5	3/4"
SMN12-16	3/4" - 14	1"
SMN16-16	1" - 11,5	1"
SMN20-16	1. 1/4" - 11,5	1"
SMN20-20	1. 1/4" - 11,5	1. 1/4"
SMN24-20	1. 1/2" - 11,5	1. 1/4"
SMN24-24	1. 1/2" - 11,5	1. 1/2"
SMN32-24	2" - 11,5	1. 1/2"
SMN32-32	2" - 11,5	2"

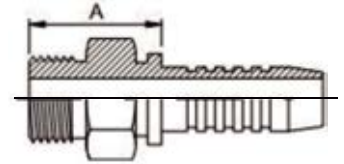
## TERMINAL MACHO FIXO UNF JIC 37°



**MJ/191103**

Referência	Rosca	Mang.	A mm	Sext.
SMJ4-4	7/16"-20	1/4"	26,5	1/2"
SMJ5-4	1/2"-20	1/4"	26,5	9/16"
SMJ6-4	9/16"-18	1/4"	26,5	9/16"
SMJ6-6	9/16"-18	3/8"	27,5	5/8"
SMJ8-6	3/4"-16	3/8"	32,5	3/4"
SMJ8-8	3/4"-16	1/2"	33,0	3/4"
SMJ10-6	7/8"-14	3/8"	34,5	7/8"
SMJ10-8	7/8"-14	1/2"	35,0	7/8"
SMJ10-10	7/8"-14	5/8"	35,0	1"
SMJ12-8	1. 1/16"-12	1/2"	40,0	1.1/8"
SMJ12-10	1. 1/16"-12	5/8"	40,0	1.1/8"
SMJ12-12	1. 1/16"- 12	3/4"	40,5	1.1/8"
SMJ14-12	1. 3/16"- 12	3/4"	43,0	1.3/8"
SMJ16-16	1. 5/16"- 12	1"	43,5	1.3/8"
SMJ20-16	1. 5/8"- 12	1"	47,0	1.3/4"
SMJ20-20	1. 5/8"- 12	1.1/4"	48,5	1.3/4"
SMJ24-24	1. 7/8"- 12	1.1/2"	53,0	2"
SMJ32-24	2. 1/2"- 12	1.1/2"	61,5	2.1/2"
SMJ32-32	2. 1/2"- 12	2"	63,0	2.1/2"

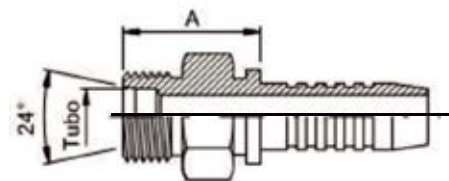
## TERMINAL MACHO FIXO UNF O-RING BOSS



**MO / 191121**

Referência	Rosca	Mang.	A mm	Sext.
SM04-4	7/16"-20	1/4"	21,7	9/16"
SM06-4	9/16"-18	1/4"	22,5	11/16"
SM06-6	9/16"-18	3/8"	23,5	3/4"
SM08-6	3/4"-16	3/8"	27,0	7/8"
SM08-8	3/4"-16	1/2"	27,5	7/8"
SM010-8	7/8"-14	1/2"	29,0	1"
SM010-10	7/8"-14	5/8"	29,0	1"
SM012-8	1.1/16"-12	1/2"	33,0	1.1/4"
SM012-10	1.1/16"-12	5/8"	33,0	1.1/4"
SM012-12	1.1/16"-12	3/4"	33,0	1/4"
SM016-12	1.5/16"-12	3/4"	33,0	1.1/2"
SM016-16	1.5/16"-12	1"	33,5	1.1/2"
SM020-20	1.5/8"-12	1.1/4"	39,0	2"

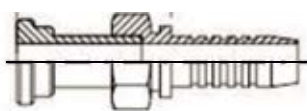
## TERMINAL MACHO FIXO MÉTRICO PARA TUBO



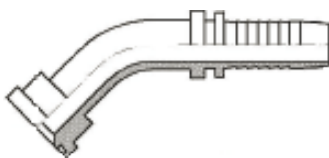
MM / MF

Referência	Rosca	Tubo mm	Mang.	A mm	Sext.
SMM10-4	M 10x1,0	4	1/4"	22,5	1/2"
SMM12-4	M 12x1,5	6	1/4"	22,5	1/2"
SMM14-4	M 14x1,5	8	1/4"	22,5	9/16"
SMM16-4	M 16x1,5	10	1/4"	25,5	11/16"
SMM16-6	M 16x1,5	10	3/8"	26,5	3/4"
SMM18-4	M 18x1,5	12	1/4"	25,5	3/4"
SMM18-6	M 18x1,5	12	3/8"	26,5	3/4"
SMM20-6	M 20x1,5	12	3/8"	29,5	7/8"
SMM20-8	M 20x1,5	12	1/2"	30,0	7/8"
SMM22-6	M 22x1,5	15	3/8"	29,5	7/8"
SMM22-8	M 22x1,5	15	1/2"	30,0	7/8"
SMM24-8	M 24x1,5	16	1/2"	31,0	1"
SMM26-8	M 26x1,5	18	1/2"	35,0	1.1/8"
SMM26-10	M 26x1,5	18	5/8"	35,0	1.1/8"
SMM28-10	M 28x1,5	19	5/8"	35,0	1.1/8"
SMM30-10	M 30x2,0	20	5/8"	35,0	1.1/4"
SMM30-12	M 30x2,0	20	3/4"	35,0	1 1/4"
SMM34-12	M 34x2,0	25	3/4"	37,0	1.3/8"
SMM34-16	M 34x2,0	25	1"	37,5	1.3/8"
SMM36-12	M 36x2,0	25	3/4"	37,5	1.1/2"
SMM36-16	M 36x2,0	25	1"	37,5	1.1/2"
SMM38-16	M 38x2,0	28	1"	37,5	1.1/2"
SMM42-16	M 42x2,0	30	1"	41,5	1.3/4"
SMM42-16 (T32)	M 42x2,0	32	1"	41,5	1.3/4"
SMM45-20	M 45x2,0	35	1.1/4"	43,0	2"
SMM48-20	M 48x2,0	38	1.1/4"	48,0	2"
SMM52-24	M 52x2,0	42	1.1/2"	48,5	2.1/4"

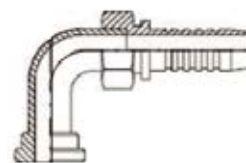




**FL - FL45 - FL90**



**FLR - FLR45 - FLR90**



**FLC - FLC45 - FLC90**

**FL/191105 - FL45/191107 - FL90/191109**

Ref.	Mang.	DIÂMETRO EXTERNO DA FLANGE		EXPESSURA DA FLANGE	FLANGE CÓDIGO 61 3000PSI
		Milímetro	Polegada		
SFL8-8	1/2"	30.18	1.3/16"	6,73mm	
SFL10-8	1/2"	33.30	1.5/16"	6,73mm	
SFL10-10	5/8"	33.30	1.5/16"	6,73mm	
SFL12-10	5/8"	38.10	1.1/2"	6,73mm	
SFL12-12	3/4"	38.10	1.1/2"	6,73mm	
SFL16-12	3/4"	44.40	1.3/4"	8,00mm	
SFL16-16	1"	44.40	1.3/4"	8,00mm	
SFL20-16	1"	50.80	2"	8,00mm	
SFL20-20	1.1/4"	50.80	2"	8,00mm	
SFL24-20	1.1/4"	60.30	2.3/8"	8,00mm	
SFL24-24	1.1/2"	60.30	2.3/8"	8,00mm	
SFL32-24	1.1/2"	71.40	2.13/16"	9,50mm	
SFL32-32	2"	71.40	2.13/16"	9,50mm	

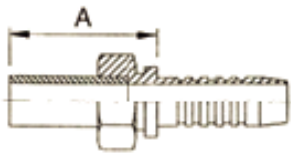
**FLR / FLR45 / FLR90**

Ref.	Mang.	DIÂMETRO EXTERNO DA FLANGE		EXPESSURA DA FLANGE	FLANGE CÓDIGO 62 6000PSI
		Milímetro	Polegada		
S4FL12-12	3/4"	41.30	1.5/8"	8,80mm	
S4FL16-12	3/4"	47.60	1.7/8"	9,50mm	
S4FL16-16	1"	47.60	1.7/8"	9,50mm	
S4FL20-16	1"	54.00	2.1/8"	10,30mm	
S4FL20-20	1.1/4"	54.00	2.1/8"	10,30mm	
S4FL24-20	1.1/4"	63.50	2.1/2"	12,60mm	

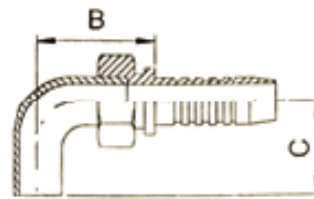
**FLC / FLC45 / FLC90**

Ref.	Mang.	DIÂMETRO EXTERNO DA FLANGE		EXPESSURA DA FLANGE	FLANGE SUPERCAT 6000PSI
		Milímetro	Polegada		
S4FLC12-12	3/4"	41.30	1.5/8"	14,30mm	
S4FLC16-12	3/4"	47.60	1.7/8"	14,30mm	
S4FLC16-16	1"	47.60	1.7/8"	14,30mm	
S4FLC20-16	1"	54.00	2.1/8"	14,30mm	
S4FLC20-20	1.1/4"	54.20	2.1/8"	14,30mm	
S4FLC24-20	1.1/4"	63.60	2.1/2"	14,30mm	

## TERMINAL PONTA LISA



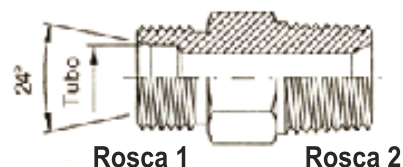
**PL**



**PL90**

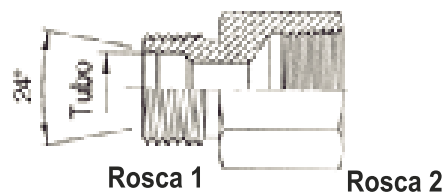
Referência	Diâm. Ponta Lisa mm	Mang.	A mm	B mm	C mm
SPL6-4	6	1/4"	38,5	40,0	31,0
SPL8-4	8	1/4"	38,5	48,0	37,0
SPL10-4	10	1/4"	38,5	59,0	42,0
SPL12-4	12	1/4"	38,5	56,0	45,0
SPL12-6	12	3/8"	39,5	57,0	45,0
SPL12-8	12	1/2"	40,0	57,5	45,0
SPL12,7-6	12,7	3/8"	39,5	57,0	47,0
SPL12,7-8	12,7	1/2"	40,0	57,5	47,0
SPL15-8	15	1/2"	40,0	65,0	53,0
SPL16-8	16	1/2"	45,0	69,0	55,0

### ADAPTADOR MACHO MÉTRICO X MACHO NPTF



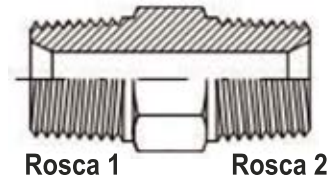
Referência	Rosca 1	Rosca 2	Tubo
SMM12 - SMN4	M 12X1,5	1/4" - 18	6
SMM12 - SMN6	M 12X1,5	3/8" - 18	6
SMM12 - SMN8	M 12X1,5	1/2" - 14	6
SMM14 - SMN6	M 14X1,5	3/8" - 18	8
SMM14 - SMN8	M 14X1,5	1/2" - 14	8
SMM16 - SMN6	M 16X1,5	3/8" - 18	10
SMM16 - SMN8	M 16X1,5	1/2" - 14	10
SMM18 - SMN6	M 18X1,5	3/8" - 18	12
SMM18 - SMN8	M 18X1,5	1/2" - 14	12
SMM20 - SMN8	M 20X1,5	1/2" - 14	12

### ADAPTADOR MACHO MÉTRICO X FÊMEA NPTF



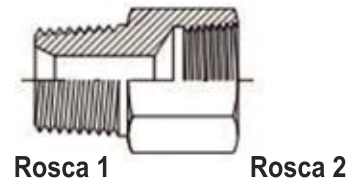
Referência	Rosca 1	Rosca 2	Tubo
SMM12 - SFN4	M 12X1,5	1/4" - 18	6
SMM12 - SFN6	M 12X1,5	3/8" - 18	6
SMM12 - SFN8	M 12X1,5	1/2" - 14	6
SMM14 - SFN6	M 14X1,5	3/8" - 18	8
SMM14 - SFN8	M 14X1,5	1/2" - 14	8
SMM16 - SFN6	M 16X1,5	3/8" - 18	10
SMM16 - SFN8	M 16X1,5	1/2" - 14	10
SMM18 - SFN6	M 18X1,5	3/8" - 18	12
SMM18 - SFN8	M 18X1,5	1/2" - 14	12
SMM20 - SFN8	M 20X1,5	1/2" - 14	12

### ADAPTADOR MACHO NPTF X MACHO NPTF



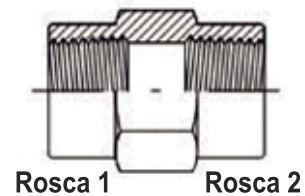
Referência	Rosca 1	Rosca 2
SMN2 - SMN2	1/8" - 27	1/8" - 27
SMN4 - SMN2	1/4" - 18	1/8" - 27
SMN4 - SMN4	1/4" - 18	1/4" - 18
SMN6 - SMN4	3/8" - 18	1/4" - 18
SMN6 - SMN6	3/8" - 18	3/8" - 18
SMN8 - SMN6	1/2" - 14	3/8" - 18
SMN8 - SMN8	1/2" - 14	1/2" - 14
SMN12 - SMN8	3/4" - 14	1/2" - 14
SMN12 - SMN12	3/4" - 14	3/4" - 14
SMN16 - SMN12	1" - 11,5	3/4" - 14
SMN16 - SMN16	1" - 11,5	1" - 11,5
SMN20 - SMN20	1.1/4" - 11,5	1.1/4" - 11,5
SMN24 - SMN4	1.1/2" - 11,5	1.1/2" - 11,5
SMN32 - SMN32	2" - 11,5	2" - 11,5

### ADAPTADOR MACHO NPTF X FÊMEA NPTF



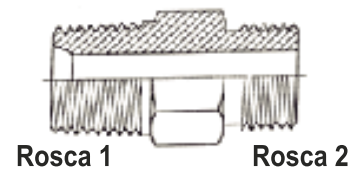
Referência	Rosca 1	Rosca 2
SMN2 - SFN2	1/8" - 27	1/8" - 27
SMN4 - SFN2	1/4" - 18	1/8" - 27
SMN4 - SFN4	1/4" - 18	1/4" - 18
SMN6 - SFN4	3/8" - 18	1/4" - 18
SMN6 - SFN6	3/8" - 18	3/8" - 18
SMN8 - SFN6	1/2" - 14	3/8" - 18
SMN8 - SFN8	1/2" - 14	1/2" - 14
SMN12 - SFN8	3/4" - 14	1/2" - 14
SMN12 - SFN12	3/4" - 14	3/4" - 14
SMN16 - SFN12	1" - 11,5	3/4" - 14
SMN16 - SFN16	1" - 11,5	1" - 11,5

### ADAPTADOR FÊMEA NPTF X FÊMEA NPTF



Referência	Rosca 1	Rosca 2
SFN2 - SFN2	1/8" - 27	1/8" - 27
SFN4 - SFN2	1/4" - 18	1/8" - 27
SFN4 - SFN4	1/4" - 18	1/4" - 18
SFN6 - SFN4	3/8" - 18	1/4" - 18
SFN6 - SFN6	3/8" - 18	3/8" - 18
SFN8 - SFN6	1/2" - 14	3/8" - 18
SFN8 - SFN8	1/2" - 14	1/2" - 14
SFN12 - SFN8	3/4" - 14	1/2" - 14
SFN12 - SFN12	3/4" - 14	3/4" - 14
SFN16 - SFN12	1" - 11,5	3/4" - 14
SFN16 - SFN16	1" - 11,5	1" - 11,5

### ADAPTADOR MACHO NPTF X MACHO O-RING BOSS



Referência	Rosca 1	Rosca 2
SMN2 - SMO4	1/8" - 27	7/16" - 20
SMN4 - SMO5	1/4" - 18	1/2" - 20
SMN4 - SMO6	1/4" - 18	9/16" - 18
SMN6 - SMO6	3/8" - 18	9/16" - 18
SMN6 - SMO8	3/8" - 18	3/4" - 16
SMN8 - SMO8	1/2" - 14	3/4" - 16
SMN8 - SMO10	1/2" - 14	7/8" - 14
SMN12 - SMO10	3/4" - 14	7/8" - 14
SMN12 - SMO12	3/4" - 14	1.1/16" - 12
SMN16 - SMO12	1" - 11,5	1.1/16" - 12
SMN16 - SMO16	1" - 11,5	1.5/16" - 12
SMN20 - SMO16	1.1/4" - 11,5	1.5/16" - 12
SMN24 - SMO16	1.1/2" - 11,5	1.5/16" - 12
SMN32 - SMO32	2" - 11,5	2.1/2" - 12

## ADAPTADOR FÊMEA NPTF X MACHO O-RING BOSS

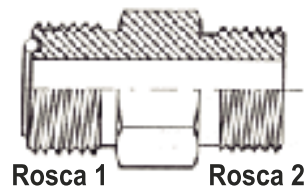


Rosca 1

Rosca 2


Referência	Rosca 1	Rosca 2
SFN2 - SMO4	1/8" - 27	7/16" - 20
SFN4 - SMO5	1/4" - 18	1/2" - 20
SFN4 - SMO6	1/4" - 18	9/16" - 18
SFN6 - SMO6	3/8" - 18	9/16" - 18
SFN6 - SMO8	3/8" - 18	3/4" - 16
SFN8 - SMO8	1/2" - 14	3/4" - 16
SFN8 - SMO10	1/2" - 14	7/8" - 14
SFN12 - SMO10	3/4" - 14	7/8" - 14
SFN12 - SMO12	3/4" - 14	1.1/16" - 12
SFN16 - SMO12	1" - 11,5	1.1/16" - 12
SFN16 - SMO16	1" - 11,5	1.5/16" - 12
SFN20 - SMO16	1.1/4" - 11,5	1.5/16" - 12
SFN24 - SMO16	1.1/2" - 11,5	1.5/16" - 12
SFN32 - SMO32	2" - 11,5	2.1/2" - 12

## ADAPTADOR MACHO UNF ORFS X MACHO UNF O-RING BOSS



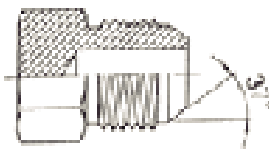
Referência	Rosca 1	Rosca 2
SMSP4 - SMO4	9/16" - 18	7/16" - 20
SMSP4 - SMO6	9/16" - 18	9/16" - 18
SMSP4 - SMO8	9/16" - 18	3/4" - 16
SMSP6 - SMO4	11/16" - 16	7/16" - 20
SMSP6 - SMO6	11/16" - 16	9/16" - 18
SMSP6 - SMO8	11/16" - 16	3/4" - 16
SMSP6 - SMO10	11/16" - 16	7/8" - 14
SMSP8 - SMO8	13/16" - 16	3/4" - 16
SMSP8 - SMO10	13/16" - 16	7/8" - 14
SMSP8 - SMO12	13/16" - 16	1.1/16" - 12
SMSP8 - SMO16	13/16" - 16	1.7/16" - 12
SMSP10 - SMO8	1" - 14	3/4" - 16
SMSP10 - SMO10	1" - 14	7/8" - 14
SMSP10 - SMO12	1" - 14	1.1/16" - 12
SMSP12 - SMO8	1.3/16" - 12	3/4" - 16
SMSP12 - SMO10	1.3/16" - 12	7/8" - 14
SMSP12 - SMO12	1.3/16" - 12	1.1/16" - 12
SMSP12 - SMO16	1.3/16" - 12	1.5/16" - 12
SMSP16 - SMO12	1.7/16" - 12	1.1/16" - 12
SMSP16 - SMO16	1.7/16" - 12	1.5/16" - 12
SMSP16 - SMO20	1.7/16" - 12	1.5/8" - 12
SMSP20 - SMO16	1.11/16" - 12	1.5/16" - 12
SMSP20 - SMO20	1.11/16" - 12	1.5/8" - 12

### TAMPÃO MACHO UNF O-RING BOSS



Referência	Rosca
STO4	7/16" - 20
STO5	1/2" - 20
STO6	9/16" - 18
STO8	3/4" - 16
STO10	7/8" - 14
STO12	1.1/16" - 12
STO14	1.3/16" - 12
STO16	1.5/16" - 12
STO20	1.5/8" - 12
STO24	1.7/8" - 12
STO32	2.1/2" - 12

### TAMPÃO MACHO UNF JIC 37°



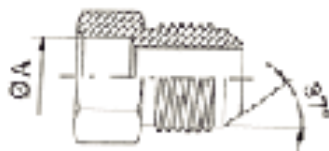
Referência	Rosca
STJ4	7/16" - 20
STJ5	1/2" - 20
STJ6	9/16" - 18
STJ8	3/4" - 16
STJ10	7/8" - 14
STJ12	1.1/16" - 12
STJ14	1.3/16" - 12
STJ16	1.5/16" - 12
STJ20	1.5/8" - 12
STJ24	1.7/8" - 12
STJ32	2.1/2" - 12

### TAMPÃO MACHO NPTF



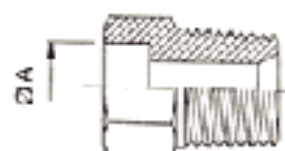
Referência	Rosca
STN2	1/8" - 27
STN4	1/4" - 18
STN6	3/8" - 18
STN8	1/2" - 14
STN12	3/4" - 14
STN16	1" - 11,5
STN20	1.1/4" - 11,5
STN24	1.1/2" - 11,5
STN32	2" - 11,5

### ADAPTADOR MACHO UNF SEDE JIC 37° - SOLDA



Referência	Rosca	A mm
SMJS4	7/16" - 20	6,0
SMJS5	1/2" - 20	8,0
SMJS6	9/16" - 18	10,0
SMJS8	3/4" - 16	12,0
SMJS10	7/8" - 14	16,0
SMJS12	1.1/16" - 12	19,0
SMJS14	1.3/16" - 12	22,0
SMJS16	1.5/16" - 12	25,0
SMJS20	1.5/8" - 12	30,0
SMJS24	1.7/8" - 12	38,0
SMJS32	2.1/2" - 12	45,0


### ADAPTADOR NPTF - SOLDA



Referência	Rosca	A mm
SMNS2	1/8" - 27	6,0
SMNS4	1/4" - 18	8,0
SMNS6	3/8" - 18	10,0
SMNS8	1/2" - 14	12,0
SMNS12	3/4" - 14	19,0
SMNS16	1" - 11,5	26,0
SMNS20	1.1/4" - 11,5	30,0
SMNS24	1.1/2" - 11,5	38,0
SMNS32	2" - 11,5	45,0



### ADAPTADOR MACHO NPTF X MACHO UNF JIC 37°



Referência	Rosca 1	Rosca 2
SMN2 - SMJ4	1/8" - 27	7/16" - 20
SMN2 - SMJ5	1/8" - 27	1/2" - 20
SMN2 - SMJ6	1/8" - 27	9/16" - 18
SMN4 - SMJ4	1/4" - 18	7/16" - 20
SMN4 - SMJ5	1/4" - 18	1/2" - 20
SMN6 - SMJ6	3/8" - 18	9/16" - 18
SMN6 - SMJ8	3/8" - 18	3/4" - 16
SMN8 - SMJ6	1/2" - 14	9/16" - 18
SMN8 - SMJ8	1/2" - 14	3/4" - 16
SMN8 - SMJ10	1/2" - 14	7/8" - 14
SMN8 - SMJ12	1/2" - 14	1.1/16" - 12
SMN12 - SMJ8	3/4" - 14	3/4" - 16
SMN12 - SMJ10	3/4" - 14	7/8" - 14
SMN12 - SMJ12	3/4" - 14	1.1/16" - 12
SMN12 - SMJ16	3/4" - 14	1.5/16" - 12
SMN16 - SMJ12	1" - 11,5	1.1/16" - 12
SMN16 - SMJ16	1" - 11,5	1.5/16" - 12
SMN20 - SMJ20	1.1/4" - 11,5	1.5/8" - 12
SMN24 - SMJ24	1.1/2" - 11,5	1.7/8" - 12
SMN32 - SMJ32	2" - 11,5	2.1/2" - 12

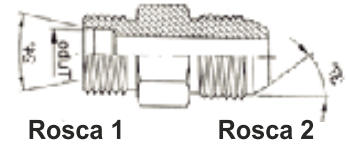
### ADAPTADOR FÊMEA NPTF X MACHO UNF JIC 37°



Rosca 1      Rosca 2

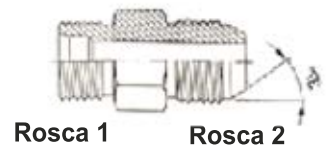
Referência	Rosca 1	Rosca 2
SFN4 - SMJ4	1/4" - 18	7/16" - 20
SFN4 - SMJ5	1/4" - 18	1/2" - 20
SFN4 - SMJ6	1/4" - 18	9/16" - 18
SFN6 - SMJ6	3/8" - 18	9/16" - 18
SFN6 - SMJ8	3/8" - 18	3/4" - 16
SFN8 - SMJ8	1/2" - 14	3/4" - 16
SFN8 - SMJ10	1/2" - 14	7/8" - 14
SFN12 - SMJ8	3/4" - 14	3/4" - 16
SFN12 - SMJ12	3/4" - 14	1.1/16" - 12
SFN16 - SMJ16	1" - 11,5	1.5/16" - 12
SFN20 - SMJ20	1.1/4" - 11,5	1.5/8" - 12
SFN24 - SMJ24	1.1/2" - 11,5	1.7/8" - 12
SFN32 - SMJ32	2" - 11,5	2.1/2" - 12

### ADAPTADOR MACHO MÉTRICO P/TUBO X MACHO UNF JIC 37°

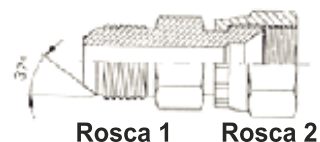


Referência	Rosca 1	Rosca 2	Tubo
SMM14 - SMJ4	M 14X1,5	7/16" - 20	8
SMM14 - SMJ6	M 14X1,5	9/16" - 18	8
SMM16 - SMJ6	M 16X1,5	9/16" - 18	10
SMM18 - SMJ6	M 18X1,5	9/16" - 18	12
SMM18 - SMJ8	M 18X1,5	3/4" - 16	12
SMM20 - SMJ8	M 20X1,5	3/4" - 16	12

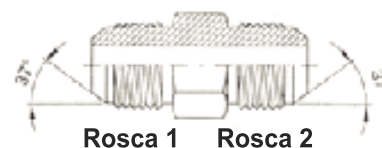
### ADAPTADOR MACHO MÉTRICO O-RING X MACHO UNF JIC 37°



Referência	Rosca 1	Rosca 2
SMMO16 - SMJ6	M 16X1,5 OR	9/16" - 18
SMMO16 - SMJ8	M 16X1,5 OR	3/4" - 16
SMMO18 - SMJ6	M 18X1,5 OR	9/16" - 18
SMMO18 - SMJ8	M 18X1,5 OR	3/4" - 16
SMMO18 - SMJ10	M 18X1,5 OR	7/8" - 14
SMMO20 - SMJ8	M 20X1,5 OR	3/4" - 16
SMMO20 - SMJ10	M 20X1,5 OR	7/8" - 14
SMMO22 - SMJ8	M 22X1,5 OR	3/4" - 16
SMMO22 - SMJ10	M 22X1,5 OR	7/8" - 14
SMMO24 - SMJ10	M 24X1,5 OR	7/8" - 14
SMMO24 - SMJ12	M 24X1,5 OR	1.1/16" - 12

**ADAPTADOR MACHO UNF JIC 37° X FÊMEA UNF JIC 37°**


Referência	Rosca 1	Rosca 2
SMJ4 - SFJ4	7/16" - 20	7/16" - 20
SMJ5 - SFJ4	1/2" - 20	7/16" - 20
SMJ6 - SFJ5	9/16" - 18	1/2" - 20
SMJ6 - SFJ6	9/16" - 18	9/16" - 18
SMJ8 - SFJ6	3/4" - 16	9/16" - 18
SMJ8 - SFJ8	3/4" - 16	3/4" - 16
SMJ10 - SFJ8	7/8" - 14	3/4" - 16
SMJ10 - SFJ10	7/8" - 14	7/8" - 14
SMJ12 - SFJ10	1.1/16" - 12	7/8" - 14
SMJ12 - SFJ12	1.1/16" - 12	1.1/16" - 12
SMJ16 - SFJ12	1.5/16" - 12	1.1/16" - 12
SMJ16 - SFJ16	1.5/16" - 12	1.5/16" - 12
SMJ20 - SFJ20	1.5/8" - 12	1.5/8" - 12
SMJ24 - SFJ24	1.7/8" - 12	1.7/8" - 12
SMJ32 - SFJ32	2.1/2" - 12	2.1/2" - 12

**ADAPTADOR MACHO UNF JIC 37° X MACHO UNF JIC 37°**


Referência	Rosca 1	Rosca 2
SMJ4 - SMJ4	7/16" - 20	7/16" - 20
SMJ5 - SMJ4	1/2" - 20	7/16" - 20
SMJ6 - SMJ5	9/16" - 18	1/2" - 20
SMJ6 - SMJ6	9/16" - 18	9/16" - 18
SMJ8 - SMJ6	3/4" - 16	9/16" - 18
SMJ8 - SMJ8	3/4" - 16	3/4" - 16
SMJ10 - SMJ8	7/8" - 14	3/4" - 16
SMJ10 - SMJ10	7/8" - 14	7/8" - 14
SMJ12 - SMJ10	1.1/16" - 12	7/8" - 14
SMJ12 - SMJ12	1.1/16" - 12	1.1/16" - 12
SMJ16 - SMJ12	1.5/16" - 12	1.1/16" - 12
SMJ16 - SMJ16	1.5/16" - 12	1.5/16" - 12
SMJ20 - SMJ20	1.5/8" - 12	1.5/8" - 12
SMJ24 - SMJ24	1.7/8" - 12	1.7/8" - 12
SMJ32 - SMJ32	2.1/2" - 12	2.1/2" - 12

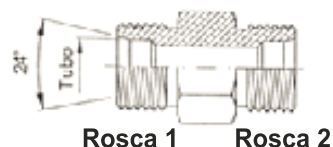
**ADAPTADOR MACHO UNF O-RING BOSS X MACHO  
UNF JIC 37°**



Rosca 1      Rosca 2

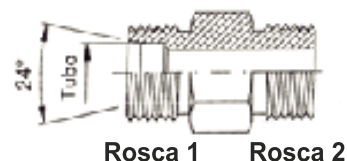
Referência	Rosca 1	Rosca 2
SMO4 - SMJ4	7/16" - 20	7/16" - 20
SMO5 - SMJ5	1/2" - 20	1/2" - 20
SMO6 - SMJ6	9/16" - 18	9/16" - 18
SMO8 - SMJ6	3/4" - 16	9/16" - 18
SMO6 - SMJ8	9/16" - 18	3/4" - 16
SMO8 - SMJ8	3/4" - 16	3/4" - 16
SMO10 - SMJ8	7/8" - 14	3/4" - 16
SMO12 - SMJ8	1.1/16" - 12	3/4" - 16
SMO6 - SMJ10	9/16" - 18	7/8" - 14
SMO8 - SMJ10	3/4" - 16	7/8" - 14
SMO10 - SMJ10	7/8" - 14	7/8" - 14
SMO12 - SMJ10	1.1/16" - 12	7/8" - 14
SMO16 - SMJ10	1.5/16" - 12	7/8" - 14
SMO10 - SMJ12	7/8" - 14	1.1/16" - 12
SMO12 - SMJ12	1.1/16" - 12	1.1/16" - 12
SMO16 - SMJ12	1.5/16" - 12	1.1/16" - 12
SMO10 - SMJ16	7/8" - 14	1.5/16" - 12
SMO12 - SMJ16	1.1/16" - 12	1.5/16" - 12
SMO16 - SMJ16	1.5/16" - 12	1.5/16" - 12
SMO20 - SMJ20	1.5/8" - 12	1.5/8" - 12
SMO24 - SMJ24	1.7/8" - 12	1.7/8" - 12
SMO32 - SMJ32	2.1/2" - 12	2.1/2" - 12

### ADAPTADOR MACHO MÉTRICO X MACHO MÉTRICO



Referência	Rosca 1	Tubo 1	Rosca 2	Tubo 2
SMM12 - SMM12	M 12X1,5	6	M 12X1,5	6
SMM14 - SMM12	M 14X1,5	8	M 12X1,5	6
SMM14 - SMM14	M 14X1,5	8	M 14X1,5	8
SMM16 - SMM14	M 16X1,5	10	M 14X1,5	8
SMM16 - SMM16	M 16X1,5	10	M 16X1,5	10
SMM18 - SMM18	M 18X1,5	12	M 18X1,5	12
SMM20 - SMM18	M 20X1,5	12	M 20X1,5	12
SMM20 - SMM20	M 20X1,5	12	M 20X1,5	12
SMM22 - SMM20	M 22X1,5	15	M 20X1,5	12
SMM22 - SMM22	M 22X1,5	15	M 22X1,5	15
SMM24 - SMM22	M 24X1,5	16	M 22X1,5	15
SMM24 - SMM24	M 24X1,5	16	M 24X1,5	16
SMM26 - SMM24	M 26X1,5	18	M 24X1,5	16

### ADAPTADOR MACHO MÉTRICO X MACHO UNF O-RING BOSS



Referência	Rosca 1	Rosca 2	Rosca 2
SMM12 - SMO4	M 12X1,5	7/16" - 20	6
SMM14 - SMO5	M 14X1,5	1/2" - 20	8
SMM16 - SMO5	M 16X1,5	1/2" - 20	10
SMM16 - SMO6	M 16X1,5	9/16" - 18	10
SMM20 - SMO6	M 20X1,5	9/16" - 18	12
SMM20 - SMO8	M 20X1,5	3/4" - 16	12
SMM22 - SMO10	M 22X1,5	7/8" - 14	15
SMM24 - SMO10	M 24X1,5	7/8" - 14	16
SMM26 - SMO12	M 26X1,5	1.1/16" - 12	18
SMM28 - SMO12	M 28X1,5	1.1/16" - 12	19
SMM30 - SMO16	M 30X2,0	1.5/16" - 12	20



(62) 3942-7010

Rua das Palmas 737, Pq. Oeste Industrial, Goiânia - GO  
[www.nevaskadistribuidora.com.br](http://www.nevaskadistribuidora.com.br)